



D.A.V. CENTENARY PUBLIC SCHOOL

D-Block, Chander Nagar, Ghaziabad - 201001 (C.B.S.E.)

Affiliation No. : 2130169, School Code : 60074)



SUMMER HOLIDAY HOMEWORK



Name - _____

Class - _____



Dear parents,

We should always remind ourselves that "Children will not remember us for the gifts we shower upon them but will always cherish the time you spend with your little ones."

Summer vacations are an ideal opportunity for you to spend some time with your child and help to develop his/her motor skills and concentration. Keeping this in mind, our teachers have designed fun worksheets for our little kids to revise learnt concepts as well as to engage

themselves in meaningful pursuits that will enhance their comprehension and reasoning skills.

Having this mind set we have designed a bunch of productive and fun – filled activities in the holiday homework with an integrated approach of learning.

it is essential to channelize their energy with positive approach and in the right direction.

This will foster curiosity, develop creativity, enhance knowledge and instill the joy of learning among them.

Guidelines for the Parents

1. Share stories /incidents of your childhood.
2. Reward your child's efforts even for the smallest one to boost his/ her confidence. Engage them with puzzle games, building blocks and pattern making.
3. Encourage kids to speak small sentences and words in the English language. Allow the child to read age-appropriate story books.
4. Take at least two meals together with your child and explain them the importance of food and hard work of the farmers.
5. Cultivate healthy habits avoiding junk foods to the maximum extent. Never deny or ignore a child's feelings.
6. Refrain from using words that you would not want the child to repeat.
7. Ignore the irrelevant behavior.

General Instructions: -

1. The summer vacation is from 18th May 2026 1st July 2026.
2. The school will reopen on 2nd july'2026.
3. Send all clicked pictures in a pdf mentioning the name & class of the child along with the recorded audios /videos. Recorded videos will be shared through whatsapp .Video should not exceed 30 sec of time limit.
4. The hard copies of all the work / activities must be compiled and stored in the folder safely and sent to school on the first day after school reopens.

ENHANCE LISTENING SKILLS

Read a bed time story with your child daily. It will orient your child towards reading books and listening to facts. Apart from that it will bring your child's unique style of self-expression and develop creative communication. After reading or watching, ask questions like:

"Did you like the Story?", "Who was your favorites character?" etc.

Suggested Story Book Series:

Ramayana

Story Title: The Lion and the Mouse

Once upon a time, a big lion was sleeping under a tree. Suddenly, a little mouse ran over his paw. The lion woke up and caught the mouse with his big paw! "How dare you wake me up!" roared the lion. "I will eat you!" The mouse cried, "Please don't eat me! I am very small, but maybe I can help you someday!" The lion laughed. "Haha! You help me? You are too small!" But he let the mouse go. A few days later, the lion was caught in a hunter's net! He roared loudly, "Help! Help!" The little mouse heard him and ran quickly. With his sharp teeth, he gnawed and gnawed the ropes. Very soon, the lion was free! "Thank you, little friend," said the lion "I see now—even small friends can be big helper.



Story: Riya and Grandpa's Glasses

One morning, Riya saw her grandpa looking everywhere. He was searching for his glasses.

Riya giggled and said, "Grandpa, they're on your head!" Grandpa laughed and said, "Thank you, Riya! You're very smart." Riya smiled and gave him a hug. Then she helped him sit and brought him water. Grandpa said, "You are not just smart—you are kind and respectful too!" Riya felt proud and happy. Moral: Respecting elders means helping, listening, and being kind.

Enhancing Oratory Skills

Communication skills play a pivotal role in grooming the overall personality of the children. Let's motivate them to converse in English and to help him / her get acquainted with the language. Give more English words to increase her/his vocabulary. Motivate them to answer your questions in simple but full sentences. Let's encourage the kids to use magic words (sorry, thank you, excuse me, please) in different situations on regular basis. Remember, the more you use these words so will your children.

Use these sentences regularly:

How are you? I'm good. Thank You.

I am thirsty. Please give me water.

Please, open / close my tiffin /bottle.

I am hungry. Please give me food.

I have finished my work /food

May I wash my hands?

GROSS MOTOR

- Jump
- Hop
- Swim
- Dance

- Run
- Skip
- Balance

PERSONALITY DEVELOPMENT

To inculcate 'Life skills':

- Buttoning his / her shirt
- Laying the table for lunch/dinner
- Packing his / her school Bags
- Eating on their own
- Tying his / her skates/shoe laces
- Using fork and spoon
- Arranging shoes in the shoe rack
- Filling the water bottles
- Keeping his / her belonging back to their place
- Help your child to do the given activities and make him/her independent.
- May I go to the washroom.



To instill 'Social Skills':

Greeting with a smile when someone comes to the house

Conversing with the visitors

Answering the phone calls with a polite "Hello", also asking "May I know who is calling?"

Speaking politely and sharing with peers.

Encourage 'Personal Hygiene':

- Brushing teeth twice daily
- Combing hair regularly
- Bathing everyday
- Washing hands before and after meals
- Trimming the nails and keeping them clean

FINE MOTOR

- Mashing Potatoes
- Rolling Chapattis
- Shelling out peas
- Zipping and unzipping
- Buttoning and Unbuttoning
- Opening and closing the bottle cap / tiffin lid
- Turning pages of a Book
- Squeezing bath sponges
- Watering the plants using spray bottle

Sorting and Sequencing -

Mix a number of things, such as beads, buttons, rajma, chana etc. And ask the child to sort and do the sequencing activity with them according to the colour /size/items. Make a video and do share it.

FUN TIME (young chefs)

Fruit Cream Dessert

Ingredients: Vanilla ice cream, Favorite fruit, Choco chip,

Add your choice of fruits to the melted vanilla ice cream. Pour the mixture into a bowl and garnish it with dry fruits or Choco chips.

Let's create memories for life by clicking pictures at every step.

Banana Shake Ingredients:

Chopped Bananas, milk, sugar, ice cubes and dry fruits , cardamom

Take chopped bananas, add sugar and milk in a blender.

Blend it well, pour it in glasses and garnish with dry fruits.

Serve to the family members

Mosambi juice

Ingredients: Mosambi, Black salt , chaat masala , black pepper

Take chopped Mosambi cubes in the blender add, ice cubes.

Blend it, strain and collect the juice in a vessel.

Enjoy Mosambi juice with family

WORLD ENVIRONMENT DAY: Sapling activity

On the occasion of World Environment Day i.e. on 5th June, recycle a plastic bottle to create a planter.

- Material Required:-Used plastic bottle, Soil, Seeds, Water.
- First put the soil in the pot. Next pat the soil and dig a hole.
- Then put the seeds in the hole and cover it with soil.
- At last pour water on it.

Father's Day

There's an eternal bond that a child shares with his father. By celebrating Father's Day on 21st June 2026, the little ones will express their love on Father's Day. You have to make one video of father and child fruit chaat making activity.





















International yoga day: Celebrated on June 21, International Yoga Day celebrates the physical and spiritual powers that yoga has brought to the world stage. Kindly make your ward do some yoga poses .Do Suryanamskar 3 days in a week. Make a video of all steps of suryanamaskar . Child can imitate you while doing.



Make a video of all steps of suryanamaskar . Child can imitate you while doing.

YOGASAN CHART

योगासन चार्ट

CHART No. 102

			
पश्चिमोत्तानसन PASHCHIMOTANSAN	भुजंगासन BHUJANGASAN	ऊर्ध्वसर्वांगासन URDHARV SARVANGASAN	हलासन HALASAN
			
कर्णपीडासन KARNPIRASAN	शलभासन SHALBHAGAN	धनुरासन DHANURASAN	उष्ट्रासन USHTRASAN
			
चक्रासन CHAKRASAN	जानुश्रीर्षासन JANUSHIRSHASAN	त्रिकोणासन TRIKONASAN	मत्स्यासन MATSYASAN
			
मयूरासन MAYURASAN	गोमुखासन GOMUKHASAN	अर्धमत्स्येन्द्रासन ARDHMATSYENDRASAN	भद्रासन BHADRASAN
			
पद्मपादासन PADMAPADAN	श्रीर्षासन SHIRSHASAN	उत्तानपादासन UTTANPADASAN	पद्मासन PADMASAN



FIND 10 DIFFERENCES BETWEEN PICTURES

Vowel "a" words

read and find

Short a



cat

man

ham

cab

fan

jam

nap

tag

mat

bag

Look and write







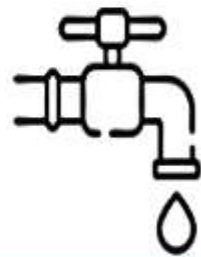


















CVC Words - Short a

Find and write the words.

o	d	v	a	c	s
n	a	a	s	a	d
a	d	m	q	n	t
p	b	a	t	y	n
g	w	d	m	a	t

bat
can
mat
dad
mad
nap



--	--	--



--	--	--



--	--	--



--	--	--



--	--	--



--	--	--

Read the word and match with the picture



hat

man

van

rat

pan

cat

mat

bat

tap

fan



To show the love and gratitude to your father decorate a beautiful card with the help of your mother.



Branch Painting:

Branches are easy for children to hold onto and strong enough to survive the painting process. Choosing a non-traditional (yet safe) surface for kids to paint on can be very motivating. For this activity, you can use a big thick branch, for painting. With 4 or 5 painted sticks they can create a colourful bunch of sticks. These will be then be displayed in class for all to appreciate!

OBJECTIVES:

TO DEVELOP CREATIVITY AND EYE-HAND COORDINATION.

TO ENHANCE CONTROL OF DRAWING TOOLS.

Paint and Roll the Tyre: Children will learn to use their muscles to move. They will roll the tyres anywhere in open area, after they have some practice, draw a chalk line on the ground and tell them to roll it along the line.

<https://youtu.be/WMU5ykCwgFg>

Objectives: To encourage maximum development of large muscles with improved balance and confidence.

Interact with the natural world in a positive way.

Run with increasing control and speed.



रिक्त स्थान भरो - Fill in the blanks

क			घ	
	छ	ज		
ट		ड		

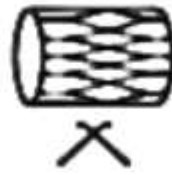
Handwritten marks: '0' is written below the first blank in the first row, and 'a' is written below the first blank in the second row.

अक्षर से सम्बंधित चित्र पर (✓) का निशान लगाओ (क - न)

क



ह



च



थ



ग




त



व्यंजन

चित्रों और वर्णों (स्वर) को मिलाओ और चित्र के नीचे सही वर्ण लिखो :-



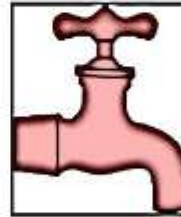
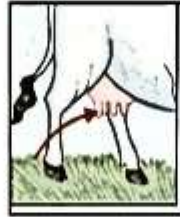
ग

च

छ

ख

क



थ

घ

झ

न






ज




Stick Bindis to form a caterpillar according to the given number



Make group of pictures according to the given number

2	
3	
4	
5	
6	



SUMMER



SUMMER

HEALTH CARE

TIPS FOR KIDS

Stay Healthy, Stay Happy and Enjoy your Summer! ❤️

<div style="text-align: center;">  </div> <div style="text-align: center; background-color: #e0f0ff; padding: 5px;"> <p>1 STAY HYDRATED</p>  <p>Drink plenty of water throughout the day. Avoid too many sugary drinks.</p> </div>	<div style="text-align: center;">  </div> <div style="text-align: center; background-color: #fff9c4; padding: 5px;"> <p>2 PROTECT FROM THE SUN</p>  <p>Wear a hat, sunglasses and sunscreen. Avoid playing in harsh afternoon sun.</p> </div>	<div style="text-align: center;">  </div> <div style="text-align: center; background-color: #e0ffe0; padding: 5px;"> <p>3 EAT HEALTHY SUMMER FOODS</p>  <p>Eat lots of fruits and vegetables like watermelon, mango, cucumber, and oranges. They keep you fresh and active!</p> </div>
<div style="text-align: center;">  </div> <div style="text-align: center; background-color: #e0ffe0; padding: 5px;"> <p>4 PLAY SAFE OUTDOORS</p>  <p>Play in safe areas. Wear comfortable clothes and take breaks. Don't forget to rest!</p> </div>	<div style="text-align: center;">  </div> <div style="text-align: center; background-color: #e0ffe0; padding: 5px;"> <p>5 KEEP YOURSELF CLEAN</p>  <p>Take a bath daily. Wash your hands with soap before eating and after playing outside. Good hygiene keeps you healthy!</p> </div>	<div style="text-align: center;">  </div> <div style="text-align: center; background-color: #e0ffe0; padding: 5px;"> <p>6 GET ENOUGH REST</p>  <p>Sleep well for 8-10 hours every night. A good sleep makes you energetic and happy!</p> </div>

BE COOL, BE SAFE AND HAVE FUN THIS SUMMER! ❤️

