



# D.A.V. CENTENARY PUBLIC SCHOOL

D-Block, Chander Nagar, Ghaziabad - 201001 (C.B.S.E.)

Affiliation No. : 2130169, School Code : 60074)



## SUMMER HOLIDAY HOMEWORK



Name - \_\_\_\_\_

Class - \_\_\_\_\_



Dear parents,

We should always remind ourselves that "Children will not remember us for the gifts we shower upon them but will always cherish the time you spend with your little ones."

Summer vacations are an ideal opportunity for you to spend some time with your child and help to develop his/her motor skills and concentration. Keeping this in mind, our teachers have designed fun worksheets for our little kids to revise learnt concepts as well as to engage

themselves in meaningful pursuits that will enhance their comprehension and reasoning skills.

Having this mind set we have designed a bunch of productive and fun - filled activities in the holiday homework with an integrated approach of learning.

it is essential to channelize their energy with positive approach and in the right direction.

This will foster curiosity, develop creativity, enhance knowledge and instill the joy of learning among them.

**Guidelines for the Parents-**

1. Share stories /incidents of your childhood.

2. Reward your child's efforts even for the smallest one to boost his/ her confidence. Engage them with puzzle games, building blocks and pattern making.

3. Encourage kids to speak small sentences and words in the English language. Allow the child to read age-appropriate story books.
4. Take at least two meals together with your child and explain them the importance of food and hard work of the farmers.
5. Cultivate healthy habits avoiding junk foods to the maximum extent. Never deny or ignore a child's feelings.
6. Refrain from using words that you would not want the child to repeat.
7. Do not ignore the irrelevant behaviour.

*Note-*

1. The summer vacation is from 15th May 2026 to 1st July 2026.
2. The school will reopen on 2<sup>nd</sup> July 2026.
3. Send all clicked pictures in a pdf mentioning the name & class of the child along with the recorded audios /videos. Recorded videos will be shared through Whatsapp .The video should not exceed 30 sec of time limit.
4. The hard copies of all the work / activities must be compiled and stored in the folder safely and sent to school on the first day after school reopens.

*General Instructions: -*

### **ENHANCE LISTENING SKILLS**

- Read a bed time story with your child daily. It will orient your child towards reading books and listening to facts. Apart from that it will bring your child's unique style of self-expression and develop creative communication. After reading or watching, ask questions like:

▪ "Did you like the Story?", "Which was your favourite character?"  
▪ etc.

▪ Suggested Story Book Series:

▪ The Thirsty Crow

▪ The Ant the Grasshopper

▪ The Hare and the Tortoise

▪ A Lion and A Mouse

▪ Ramayana

### ▪ **Enhancing Oratory Skills**

▪ Communication skills play a pivotal role in grooming the overall personality of the children. Let's motivate them to converse in English and to help him / her get acquainted with the language.

▪ Give more English words to increase her/his vocabulary. Motivate them to answer your questions in simple but full sentences. Let's encourage the kids to use magic words (sorry, thank you, excuse me, please) in different situations on regular basis. Remember, the more you use these words so will your children.

▪ Use these sentences regularly:

▪ How are you? I'm good. Thank You.

▪ I am thirsty. Please give me water.

▪ Please, open / close my tiffin /bottle.

▪ I am hungry. Please give me food.

▪ I have finished my work /food

▪ May I wash my hands?

### ▪ **PERSONALITY DEVELOPMENT**

▪ To inculcate 'Life skills':

- Buttoning his / her shirt
- Laying the table for lunch/dinner
- Packing his / her school Bags
- Eating on their own
- Tying his / her shoe laces
- Using fork and spoon
- Arranging shoes in the shoe rack
- Filling the water bottles
- Keeping his / her belonging back to their place
- Help your child to do the given activities and make him/her independent.
- May I go to the washroom.

▪To instill 'Social Skills':

- Greeting with a smile when someone comes to the house
- Conversing with the visitors
- Answering the phone calls with a polite "Hello", also asking "May I know who is calling?"
- Speaking politely and sharing with peers.

▪Encourage 'Personal Hygiene':

- Brushing teeth twice daily
- Combing hair regularly
- Bathing everyday
- Washing hands before and after meals

- Trimming the nails and keeping them clean

▪ Enhance 'Gross and Fine Motor skills' by following activities:

### ▪ **GROSS MOTOR**

- Jump
- Hop
- Swim
- Dance
- Run
- Skip
- Balance
- Make a video of all steps of "Suryanamaskar" . Child can imitate you while doing .

### ▪ **FINE MOTOR**

- Mashing Potatoes
- Rolling Chapattis
- Shelling out peas
- Zipping and unzipping
- Buttoning and Unbuttoning
- Opening and closing the bottle cap / tiffin lid
- Turning pages of a Book
- Squeezing bath sponges

▪ • Watering the plants using spray bottle

▪ *Sorting and Grouping:* -

- Mix a number of things, such as beads, buttons, rajma etc. And
- ask the child to sort them according to the colour/size/items.
- Make a video and do share it.

▪ **FUN TIME (Young chefs)**

▪ **Fruit Cream Dessert**

▪ **Ingredients: Vanilla ice cream. Favourite fruit, Choco chip,**

▪ **Add your choice of fruits to the melted vanilla ice cream. Pour the mixture into a bowl and garnish it with dry fruits or Choco chips.**

▪ **Let's create memories for life by clicking pictures at every step.**

▪ **Mango Shake Ingredients:**

▪ **Chopped mangoes, milk, sugar, ice cubes and dry fruits**

▪ **Take chopped mangoes, add sugar and milk in a blender.**

▪ **Blend it well, pour it in glasses and garnish with dry fruits.**

▪ **Serve to the family members**

▪ **Watermelon juice**

▪ **Ingredients: watermelon, honey, salt, lemon juice Take chopped watermelon cubes in the blender add honey, ice cubes and lemon juice.**

▪ **Blend it, strain and collect the juice in a vessel.**

▪ **Enjoy watermelon juice with family**

## Sapling activity

Material Required:-Pot, Soil, Seeds, Water

First put the soil in the pot. Next pat the soil and a hole

Then put the seeds in the hole and cover it with soil

At last pour water on it.

## WORLD ENVIRONMENT DAY

On the occasion of World Environment Day i.e. on 5th June, make a TABLE MAT. Use leaves or do leaf/vegetable printing on it.

After drying, write your name and class on it and also paste passport size photograph and get it laminated. Bring to school everyday to use it during the lunch time.

## Father's Day

There's an eternal bond that a child shares with his father. The way kids express their gratitude, love and affection towards their father is an important gesture. They feel this almost every day and by celebrating Father's Day on 21st June 2026. So, they can convey these feelings in the purest form and expression. To help the little ones express their love on Father's Day you have to make one video of father and child fruit chaat making activity.

## International yoga day

Celebrated on June 21, International Yoga Day celebrates the physical and spiritual powers that yoga has brought to the world stage. While it is an important source of exercise and healthy activity millions join in and practice on a daily basis. Kindly make your ward do some yoga poses. Do "Suryanamaskar" 3 days in a week.

# KID'S

# YOGA



# *Creative Corner*


▪ Colour the pictures and create 3 piece puzzle-

▪ *Note-The child will colour the picture according to his/her mentioned name.*

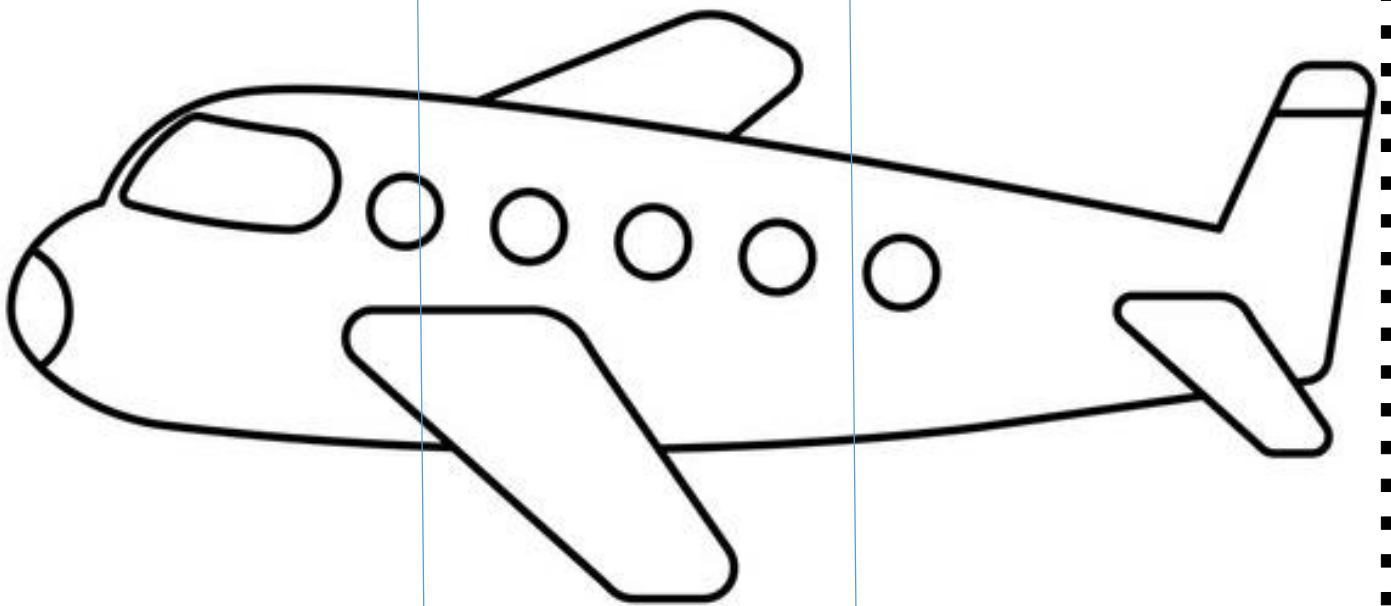
▪ *Instructions for making 3 piece puzzle-*

- *Take a print out(hard sheet)*
- *Colour the picture neatly.*
- *Cut the picture from the given line.*
- *Laminate it by using cello tape.*


Aakash Gupta-




Aayansh Singh Bartwal-




Arya Naudiyal




Daksh Sharma



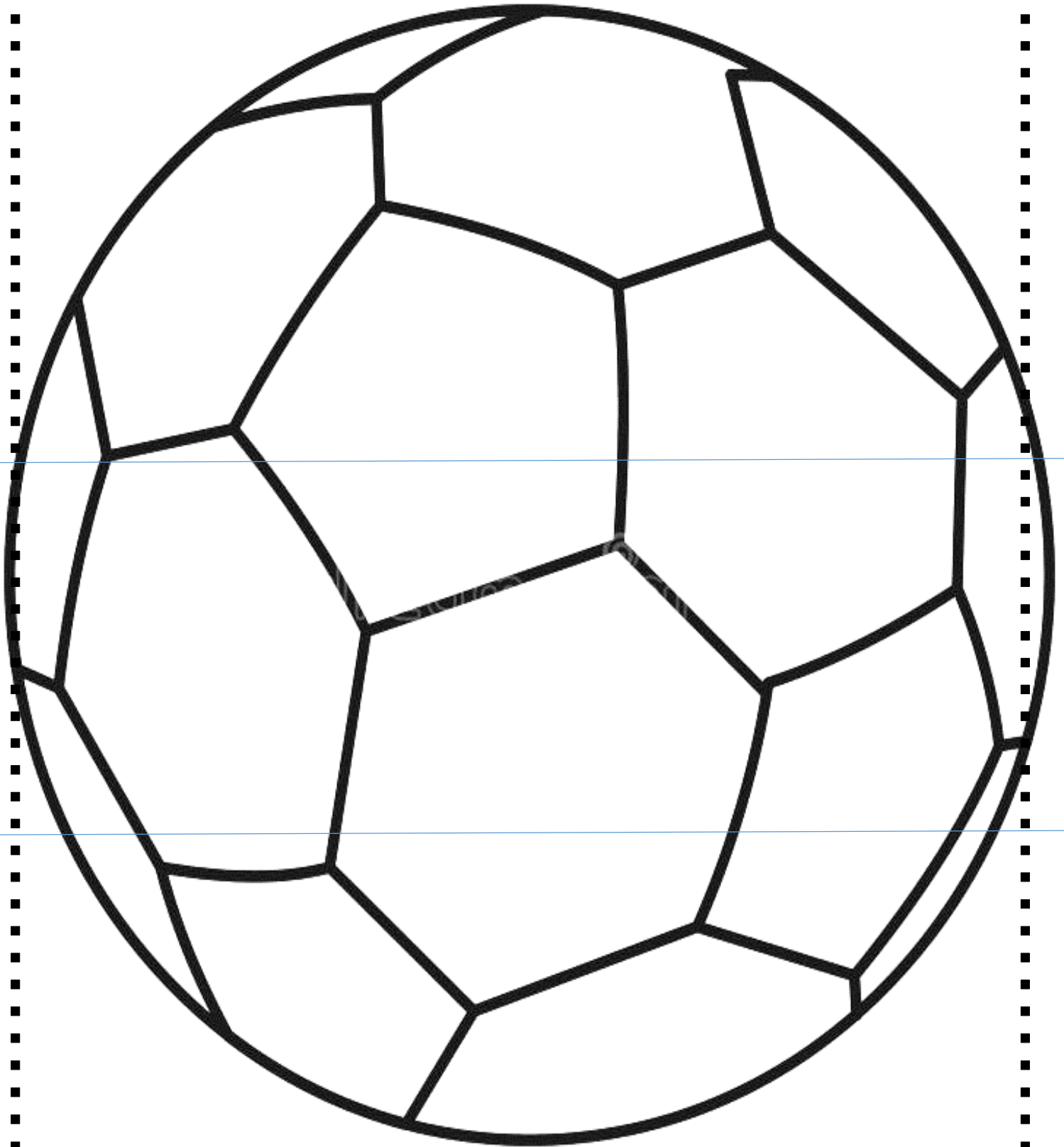
Dhyansh Arora




Ekansh Naudiyal




Hirdyansh Dhall



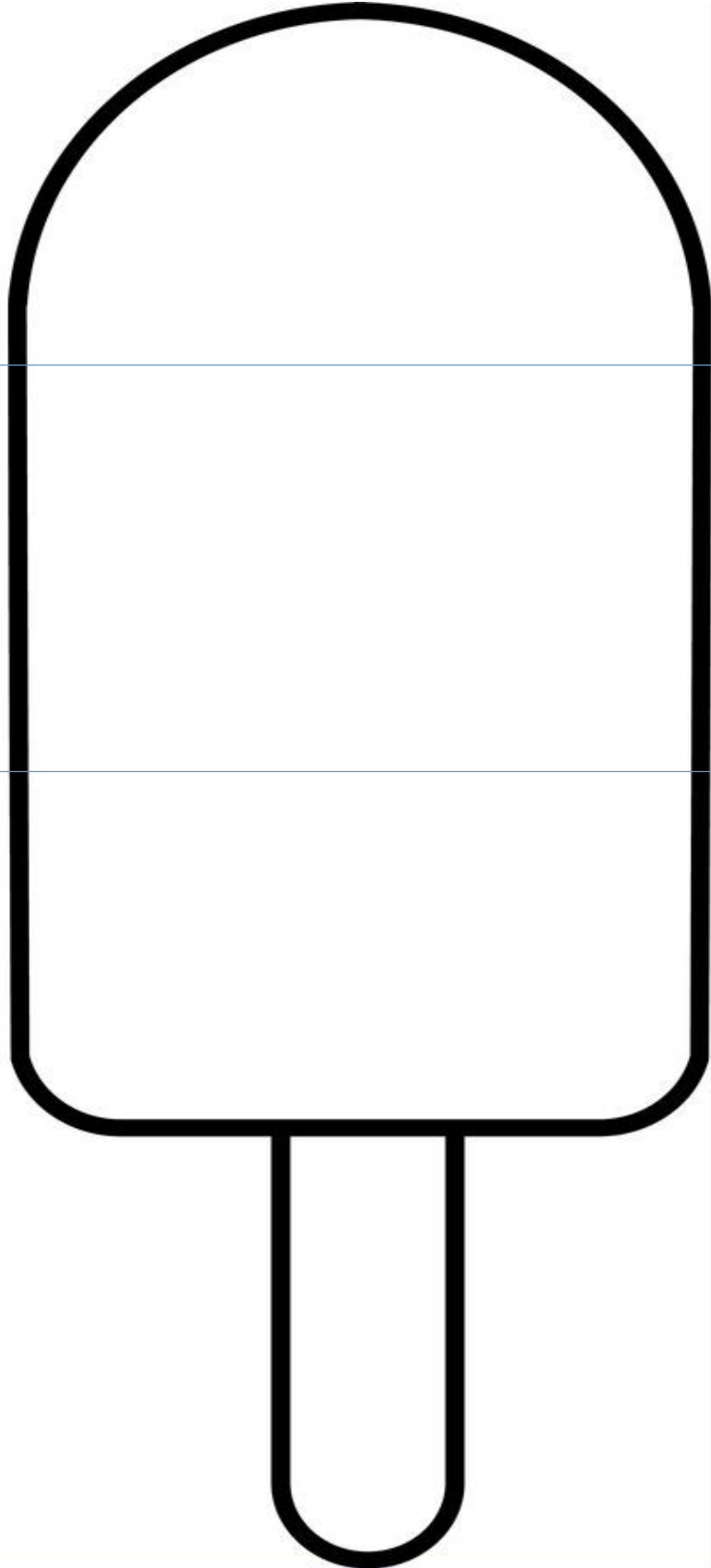
Hridesh Thapliyal




Nivaan Sharma




Tejas Jain




Vivaan Sharma




Yashasvi Ahuja




Finger Tip Impression




Ear Bud Printing




Crayon Colour Shavings Pasting



**Vegetable Impression (Make leaves by using vegetable)**




**Tearing pasting on Hot air balloon**



Create the card on the occasion of Father's Day. Also, paste the picture of the father and the child together.

# HAPPY FATHER'S DAY





# S U M M E R



## SUMMER

## HEALTH CARE

### TIPS FOR KIDS

Stay Healthy, Stay Happy and Enjoy your Summer! ❤️

<div style="text-align: center;">  <p><b>1 STAY HYDRATED</b></p>  <p>Drink plenty of water throughout the day. Avoid too many sugary drinks.</p> </div>	<div style="text-align: center;">  <p><b>2 PROTECT FROM THE SUN</b></p>  <p>Wear a hat, sunglasses and sunscreen. Avoid playing in harsh afternoon sun.</p> </div>	<div style="text-align: center;">  <p><b>3 EAT HEALTHY SUMMER FOODS</b></p>  <p>Eat lots of fruits and vegetables like watermelon, mango, cucumber, and oranges. They keep you fresh and active!</p> </div>
<div style="text-align: center;">  <p><b>4 PLAY SAFE OUTDOORS</b></p> <p>Play in safe areas. Wear comfortable clothes and take breaks. Don't forget to rest!</p> </div>	<div style="text-align: center;">  <p><b>5 KEEP YOURSELF CLEAN</b></p> <p>Take a bath daily. Wash your hands with soap before eating and after playing outside. Good hygiene keeps you healthy!</p> </div>	<div style="text-align: center;">  <p><b>6 GET ENOUGH REST</b></p> <p>Sleep well for 8-10 hours every night. A good sleep makes you energetic and happy!</p> </div>

**BE COOL, BE SAFE AND HAVE FUN THIS SUMMER!** ❤️

