



**D.A.V. CENTENARY PUBLIC SCHOOL,  
CHANDER NAGAR**

**SESSION: 2021-22**

*Summer has begun, Shine like a Sun  
It's time to learn, let's have some fun! ☺*

**Class: PRE-PRIMARY**




डी. ए. वी सेंटेंनरी पब्लिक स्कूल , चन्दर नगर

कक्षा - प्री प्राइमरी

व्यंजन

क वर्ग : क ,ख ,ग, घ, ङ


1. चित्रों को पहचान कर 'क' से आरम्भ होने वाले चित्रों पर गोला लगाएँ।















2. 'ख' से आरम्भ होने वाले चित्रों पर सही (✓) का निशान लगाओ ।




3. 'ग' से आरम्भ ना होने वाले चित्रों पर गलत (✘) का निशान लगाओ ।



4. व्यंजन देख कर सही चित्र में रंग भरिए ।

घ			
क			
ग			
ख			

5. चित्र को अक्षर से मिलाइये ।



# Maths Holiday Homework worksheet











1-yellow    2-blue    3-pink    4-green  
5-orange    6-red    7-purple

**COLOUR THE PICTURE ACCORDING TO THE GIVEN COLOUR TABLE**

Name: \_\_\_\_\_




Circle the object that is BIGGER in each box.






Colour the BUNNY and cut into five piece paste the cutout on the cardboard / hard sheet and make it a puzzle



# E.V.S Holiday Homework Worksheet

Name: - \_\_\_\_\_

Q1 Cut out the parts of the body and paste on the correct circle.



Date

# My Five Senses

Name -

Match the pictures to the correct senses.





# English Holiday Homework worksheet

Color in only the SHORT A words to reveal a picture! Write what your picture is at the bottom of the paper.


bet	gut	red	van	top	gum	yet
dog	kit	map	dot	cat	get	cot
rim	bag	pin	hit	mid	sap	tug
tap	let	rot	hum	not	rip	sad
lip	man	fun	lid	win	pad	run
mum	pop	lap	tot	fat	gut	leg
hot	fit	jet	rat	cut	pet	bit













MY MYSTERY PICTURE IS A \_\_\_\_\_!

Name: \_\_\_\_\_



What sound do the pictures begin with?



	<b>s</b>	<b>z</b>		<b>p</b>	<b>q</b>
	<b>u</b>	<b>n</b>		<b>k</b>	<b>t</b>
	<b>b</b>	<b>d</b>		<b>r</b>	<b>n</b>
	<b>l</b>	<b>d</b>		<b>b</b>	<b>t</b>
	<b>c</b>	<b>o</b>		<b>n</b>	<b>m</b>
	<b>r</b>	<b>o</b>		<b>b</b>	<b>h</b>

## MAKE FOUR (4) PUZZLES OF THE FOLLOWING

- 1) 6 PIECES (ANIMAL)
- 2) 10 PIECES ( BIRD)
- 3) 12 PIECES (FRUIT AND VEGETABLE)

Note :- 1. Use shoe box hard cardboard and cello tape for making the puzzle .

2. Colour the picture also and then cut the drawing into above given pieces and then laminate all the pieces with cello tape.



**Stay Safe**

**Stay Healthy**