



**D.A.V. CENTENARY PUBLIC SCHOOL,
CHANDER NAGAR**

SESSION: 2020-2021

*Summer has begun, Shine like a Sun
It's time to learn, let's have some fun! ☺*

CLASS: I




ENGLISH



Draw the pictures and write the correct word next to the picture

small



fall



call



wall



ball

mall



tall



-ell Worksheet 2

Parents, help your child to:

1. Sound out the word in the first column
2. Trace the word in the second column
3. Write the word in the third column

bell

bell

smell

smell

tell

tell

well

well

shell

shell

Name _____

Circle the Word



bot
boot



dog
doog



zo
zoo



fod
food



cob
coob



log
loog



mon
moon



top
toop



mop
moop



rof
roof

Name _____

Write the Word



© Miss Givens

Word Bank

moo
tools
boot

igloo
moon
stool

goose
roof
food

MATHS

Name : _____

Score : _____

Teacher : _____

Date : _____

Circle the Group that has More.

1)



2)



3)



4)



5)



6)



7)



8)



9)



Another Size Order

Number them - from the smallest to the biggest.





Name _____

Date _____

Find the missing number

18 → → 20 → 21 →

→ 26 → 27 → → 29

29 → → 31 → → 33

28 → 29 → → 31 →

27 → → 29 → 30 →

Grade _____



Name: _____

Independent / Some adult support / A lot of adult support

Date: _____

Number names

2

four

8

ten

4

one

7

eight

1

two

10

seven

3

nine

9

three

5

six

6

five

12

thirteen

17

twelve

13

eleven

11

twenty

19

seventeen

20

sixteen

14

fifteen

16

eighteen

18

nineteen

15

fourteen

HINDI

ग्रीष्मावकाश गृहकार्य (सत्र-2020-2021)

बच्चों, आपको घर में उपलब्ध (मौजूद) और प्रयोग में आने वाली 'आ' और 'इ' की मात्रा वाले पाँच-पाँच शब्द लिखकर उनके चित्र भी बनाने हैं और चित्र में स्वच्छता से रंग भी भरना है। जैसे--

:आ'- ,कान, गमला।

इ'- किताब , गिलास , आदि।

वर्णमाला अ से छ तक

वर्णमाला पूरी करें :-

अ

इ

ए

अं

क

ख

छ

ज

झ

ट

ण

त

थ

प

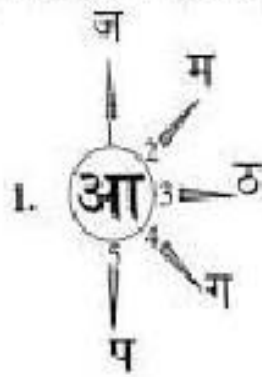
य

श

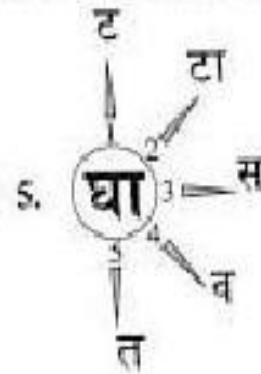


आ की मात्रा

नीचे में दिए गए अक्षर को बाहर दिए गए अक्षरों के साथ जोड़कर शब्द बनाओ।



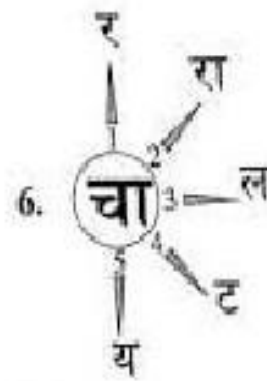
1. आज
2. _____
3. _____
4. _____
5. _____



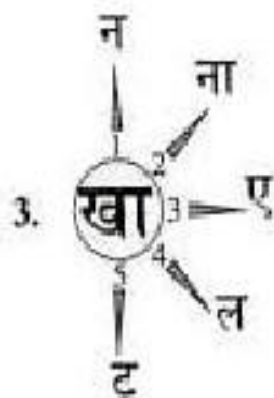
1. घाट
2. _____
3. _____
4. _____
5. _____



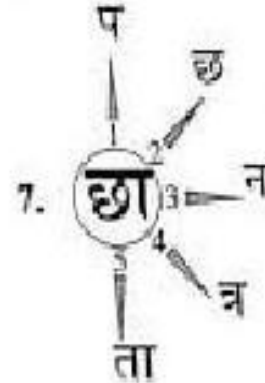
1. काम
2. _____
3. _____
4. _____
5. _____



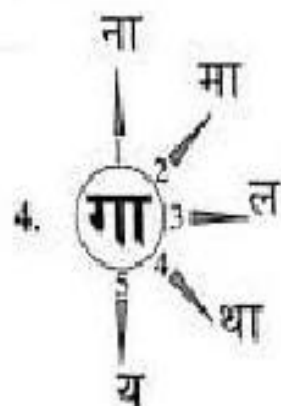
1. चार
2. _____
3. _____
4. _____
5. _____



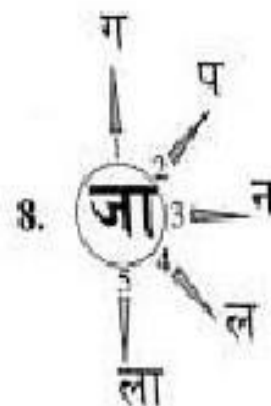
1. खान
2. _____
3. _____
4. _____
5. _____



1. छाप
2. _____
3. _____
4. _____
5. _____



1. गाना
2. _____
3. _____
4. _____
5. _____



1. जाग
2. _____
3. _____
4. _____
5. _____

सरल वाक्य बनाओ :



बस

फल



घर

स्थ



कमल

पनघट



शलगम

अजगर



E.V.S.

Myself

My name is _____

I am _____ years old.

I am a _____ (boy/girl).

My birthday is on _____.

I study in class _____.

I live in _____.

I weigh _____ kilograms.

I love to eat _____.

I love to play _____.

My favourite cartoon is _____.

Colour me if
you are a girl!

Colour me if
you are a boy!

Paste your photograph below:

When I was a baby

My latest photograph

Skill: Knowing myself

Name: _____

Body Parts

Directions: Write the body word for each picture.

hand

eye

ear

feet

mouth

leg

teeth

finger

nose



















Name _____

Date _____

I use my five senses in different ways.
Draw the sense organ you will use for each group.

| | |
|--|---------|
|  | Smell |
|  | Sight |
|  | Hearing |
|  | Touch |
|  | Taste |

My Sense Organs

Use red colour to circle the objects that you can taste,
Blue colour to circle the objects that you can hear and
yellow colour for the objects that you can smell.



Tick the correct answers

- A** How many sense organs do we have ?
i. Three ii. Six iii. Five
- B** Which sense organ tells us that door bell is ringing ?
i. Ear ii. Nose iii. Skin
- C** Which sense organ tells us that cactus is sharp ?
i. Ear ii. Tongue iii. Skin
- D** Which sense organ tells us that Lemon is sour ?
i. Eyes ii. Nose iii. Tongue

Match the followings

A Eyes



Drum

B Ears



Icecream

C Nose



Flower

D Skin



LCD

E Tongue



Cactus